

Mobile Phone



Answer



Tap

or



"Hello"



End



2"

press



Voice
Command



3"

press



Redial



3"

press



Reject



2"

press

Note:

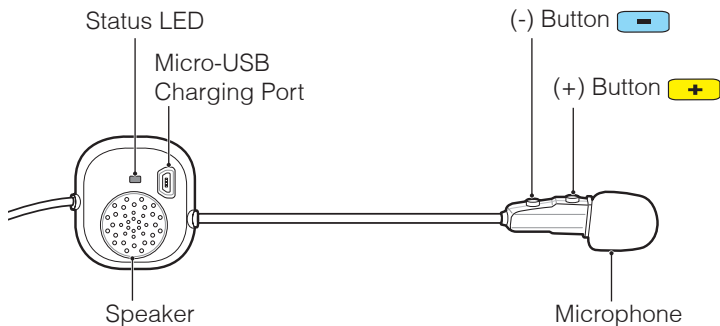
Voice Command and **Redial** functions are available only in stand-by mode and not available during music playback.

A full version of the manual is downloadable at
www.caberg-helm.com

CABERG

CABERG SPA

www.caberg-helm.com | info@caberg.it



Battery Check



Status LED

70 ~ 100%



30 ~ 70%



0 ~ 30%



Button Operation



Tap

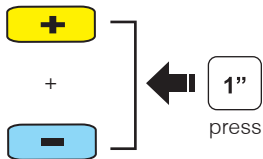
Tapping



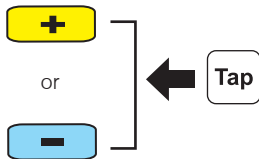
1"

Press for 1 sec


Power On/Off



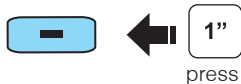
Volume Adjust



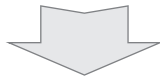
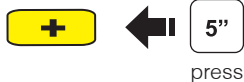
Configuration Menu



Start/End Intercom

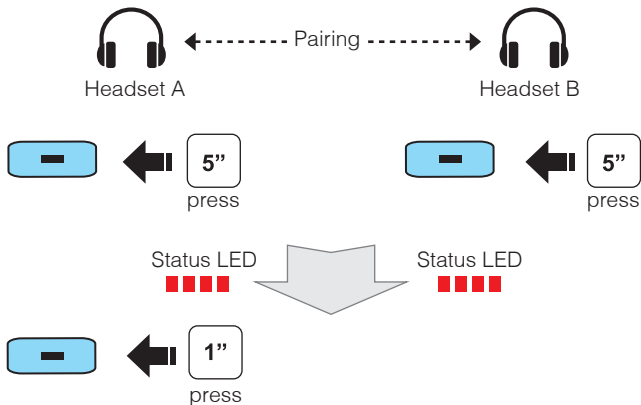


Bluetooth Pairing Phone, MP3, GPS



Enter PIN

Headset Pairing Intercom



Music

